

NORTHERN PACIFIC RAILWAY COMPANY.

LAKE SUPERIOR DIVISION.

No. 15

TIME TABLE

No. 15

TO TAKE EFFECT AT 12 O'Clock A. M.

(CENTRAL OR 9th MERIDIAN TIME.)

SUNDAY, OCTOBER 28th, 1900.

For the government of employees only. The Company reserves the right to vary therefrom at pleasure. Be positive that you have the current Time Table, and destroy all previous numbers. Read carefully the Special Rules, and always have for reference a copy of the TRANSPORTATION RULES.

J. W. KENDRICK,
General Vice President

M. C. KIMBERLY,
Chief Superintendent

T. J. DELAMERE,
Chief Car Service

West Bound.

FIRST DISTRICT.

East Bound.

FREIGHT No. 51		PASSNG'R No. 11		THE TIME TABLE is in effect October 29th, 1909		PASSNG'R No. 12		FREIGHT No. 52	
See Class	First Class	Station	Distance	Station	Distance	First Class	Third Class	Station	Distance
EX. SUNDAY	DAILY	Numbers	from Ashland	Numbers	to Ashland	DAILY	EX. SUNDAY	Numbers	from Duluth
Ar 12.30 A M	De 8.20 A M	W C 0	0.0	P	0	Ar 7.00 P M	Ar 3.15 P M		
12.41	8.29	5	4.5		5	6.48	2.48		
12.57	F 8.42	10	10.1		10	F 6.36	2.15		
1.15	F 8.53	W 16	16.2		16	F 6.23	1.40		
1.32	F 9.10	24	23.6		24	F 6.06	12.57		
2.00	9.20	28	28.3		28	5.56	De 12.30 P M		
2.17	9.30	W 32	32.3		32	5.46	Ar 11.59 A M		
2.26	F 9.34	35	34.9		35	F 5.39	11.10		
2.32	9.37	36	36.2		36	5.36	11.00		
2.55	F 9.48	41	41.2		41	F 5.24	10.26		
3.06	9.53	44	43.9		44	5.18	10.09		
3.12	F 9.57 M52	45	45.4		45	F 5.13	De 9.57 M11		
3.23	10.02	W 48	48.0		48	5.07	Ar 9.52		
3.30	F 10.07	50	50.1		50	F 4.59	9.23		
3.42	F 10.20	53	53.3		53	4.48	8.48		
Ar 4.05	* 10.36	W C 63	62.9		63	* 4.36	De 8.15		
De 4.20	10.37	S Y	63.3		63	4.35	Ar 7.41		
4.31	10.46	W Y 67	67.2		67	4.25	7.40		
Ar 4.35 A M							De 7.25 A M		
EX. SUNDAY							EX. SUNDAY		

SEE DULUTH AND SUPERIOR SHORT LINE TIME TABLE

Ar 11.15 A M	W C 71	75.5	Duluth	0.0	700	N	De 4.00 P M
DAILY							DAILY

Registering and bulletin stations—Ashland, South Superior, and as per instructions on D & S. Short Line Time Table.

Standard Clock—Duluth.

All trains and light engines must come to a Full Stop before crossing C. St. P. M. & O. tracks at Superior, and C. St. P. M. & O. Junction, and will be governed by interlocking signals at Eastern Ry. of Minn. Crossing just west of Saunders, Northwestern Coal Ry. Crossing just east of Saunders, and M. St. P. & A. Crossing at Moquah.

All engines with or without trains must come to a Full Stop two hundred (200) feet from Draw Bridge at Superior and will not proceed until it is known that the bridge is properly closed and secured.

The speed of engines and trains must not exceed four (4) miles per hour between yard limit boards at Superior.

Between South Superior and Duluth, trains will be governed by Duluth and Superior Short Line Time Table.

West Bound.

SECOND DISTRICT.

East Bound.

FREIGHT No. 57	FREIGHT No. 53	PASSENGER No. 17	PASSENGER No. 5	Water, Coal, Lumber, and Wagon	Miles Runners	Distance from Duluth	TIME TABLE No. 15 October 28th, 1900 Succeeding No. 14				Distance from Staples	Capacity of Six Tons	Telegraph Office	PASSENGER No. 6	PASSENGER No. 18	FREIGHT No. 54	FREIGHT No. 58
							Third Class	Sec'd Class	First Class	First Class							
							EX. SUNDAY	DAILY	DAILY	EX. SUNDAY							
		De 7.30 P M		WC 11	WB 71	0.0	Duluth 8.3	147.5	700	N				Ar 7.10 A M			
SEE DULUTH AND SUPERIOR SHORT LINE TIME TABLE.																	
	De 8.00 A M	De 8.40 P M M54	De 7.55 P M		W V	67	8.3	So. Superior 2.4	139.2	800	N				Ar 6.45 A M	Ar 6.35 P M M53	Ar 5.00 A M
	8.11	8.50	F 8.01			69	10.7	Poekama Jct. 3.9	136.8	93	N				F 6.40	6.25	4.58
	8.30	7.07	F 8.10			73	14.6	St. Louis 0.7	132.9	35					F 6.30	6.09	4.38
	8.39	7.09	F 8.12		W	74	15.3	Walbridge 3.2	132.2	60					F 6.29	6.05	4.36
	8.48	7.24	F 8.24				18.5	State Line 1.6	129.0						F 6.23	6.56	4.26
	8.58	7.31	8.27			79	20.4	Barker 3.0	127.4	150	D				6.20	5.50	4.21
	9.11	7.43	8.34			82	23.1	Wrenshall 4.1	124.4	89	D				6.14	5.40	4.11
	Ar 9.30 De 9.50	8.00	8.44		W	86	27.2	Carlton 5.1	120.3	160	N				6.05	De 6.10 Ar 4.45	4.57
	10.10	8.19	F 8.55			91	32.3	Pine Grove 4.8	115.2	58					F 5.54	4.20	3.39
	10.28	8.37	9.06		T	96	37.1	Sawyer 6.5	110.4	93	D				5.44	3.58	3.24
	10.50	8.58	F 9.30			102	43.6	Corona 5.4	103.9	87					F 5.38	4.28	3.03
	11.10	9.13	9.30		W	108	49.0	Cromwell 6.9	98.5	57	N				6.20	3.05	2.45
	11.30	9.29	F 9.48			114	55.0	Wright 6.1	92.5	70					F 5.09	2.44	2.25
	11.47 A M De 10.02	9.53 De 10.02	F 9.57 P M P 53			120	61.1	Tamarack 9.1	86.4	57					F 4.59	2.25	2.05
	12.15 P M De 12.30	10.30 De 10.50	10.15		WC	129	70.2	McGregor 8.9	77.3	118	N				4.43	De 1.55 Ar 1.30	De 1.35 Ar 1.10
	1.05 M54	11.21	10.34		W	138	79.1	Kimberly 6.8	68.4	58					4.28	1.05 M57	12.40
	1.25	11.40	F 10.46			144	84.9	Rosburg 6.1	62.6	58					F 4.18	12.45	12.23 A M
	Ar 1.43 De 2.30	11.59 P M M58	10.58		W	150	91.0	Aitkin 4.7	56.5	118	N				4.08	De 12.20 P M Ar 11.40 A M	De 11.59 P M Ar 11.54
	2.49	12.15 A M	F 11.08 M58			155	95.7	Cedar Lake 5.7	51.8	58					F 3.59	11.22	De 11.08 M17 Ar 11.03
	3.12	12.30	11.21		W	160	101.4	Deerwood 9.5	46.1	110	N				3.50	11.00	10.40
	3.50	12.57	F 11.40			170	110.9	Jonesville 7.2	36.6	58					F 3.35	10.15	10.03
	Ar 4.20 De 5.10	Ar 1.20 De 2.00	Ar 11.55 P M De 12.05 A M		W C S T	177	118.1	Brainerd 4.4	29.4	875	N		Ar 12.45 P M		De 3.20 Ar 3.10	De 9.50 Ar 9.10	De 9.35 Ar 8.55
	5.29	2.20	F 12.13			181	122.5	Baxter 5.8	25.0	60			F 12.35		F 3.03	8.59	8.42
	5.62	Ar 2.48 De 2.53 M18	F 12.24			187	128.3	Sylvan Lake 3.3	19.2	78			F 12.25		F 2.53 M53	8.38	8.27
	6.05	3.09	F 12.31			191	131.6	Pillager 5.0	15.9	57			F 12.20		F 2.47	8.27	8.17
	6.27	3.26	F 12.40			196	136.6	Wheelock 3.7	10.9	72			F 12.09		F 2.38	8.09	8.03
	6.42	3.42	12.47			199	140.3	Motley 4.2	7.2	118	N		12.02 P M		2.33	7.56	7.53
	6.55	4.01	F 12.55		R	203	144.5	Hayden 3.0	3.0	58			F 11.55 A M		F 2.25	7.41	7.40
	Ar 7.10 P M M55	Ar 4.15 A M M18	Ar 1.00 A M		W C S T	207	147.5	Staples 0.0	0.0	250	N		De 11.50 A M		De 2.20 A M	De 7.30 A M	De 7.30 P M M57
	EX. SUNDAY	DAILY	DAILY		EX. SUNDAY								EX. SUNDAY	DAILY	EX. SUNDAY	DAILY	

Registering and mail-in stations - South Superior, Carlton, Brainerd and Staples.
Standard clocks - Duluth and Staples.
All trains and light engines will be governed by interlocking signals at Third District crossing at Carlton and Eastern Ex. of Minnesota at State Line, Poekama Junction and South Superior.

Brainerd Yard extends to Gravel Pit, two (2) miles east of Brainerd.
No. 12 will trail at Staples for Nos. 7 and 8 of Minnesota Division.
Speed must be reduced to four (4) miles per hour while crossing Mississippi River Bridge.

AUTHORIZED SURGEONS, LAKE SUPERIOR DIVISION.

LOCATION OF STRETCHERS (S)

DR. W. COURTNEY, Chief Surgeon E. D. Brainerd Hospital (S).
DR. SAXE W. MOWERS, Asst. Surgeon, Brainerd Hospital.
DR. M. S. HOSMER, Ashland, Wis. (S).
DR. J. W. TARTER, Iron River.
DR. J. C. ADAMS, West Superior.
Old Superior Freight Station (S).

DR. W. H. MAGIE, Duluth, Minn.
YARD OFFICE, Rice's Point, Duluth (S).
DR. L. A. SUKEFORTH, Carlton, Minn.
DR. C. GRAVES, Aitkin, Minn.
DR. W. G. CAMERON, Staples (S).

NOTE.

Surgeons will attend, when called upon officially, to all cases of accident occurring to employees or passengers. In cases of sickness it is the intention to limit medical service to the locality or town where a surgeon resides, unless some urgent necessity exists, for which distinct official authority must be had in accordance with established regulations.

Railway Officials are required to call on the nearest authorized surgeons whenever practicable, when surgical or medical services are needed. When such are accessible, the Association will not be responsible for bills for medical services rendered by any other physician. In the event of a sudden emergency, arising from accident, if necessary proper surgical aid should be procured until the arrival of a regularly appointed surgeon, when the case should be placed in his charge; and in no case should the services of any but an authorized company surgeon be continued at the expense of the Railway Company or of the Association, after such surgeon is able to assume charge of the case.

Boarding and Nursing are furnished *only at our own hospitals*. We are not responsible for bills incurred elsewhere unless specially authorized or approved by the Chief Surgeon, and then only in critical cases of injury or illness occurring in the discharge of duty.

V. L. BEAN,
Train Master.

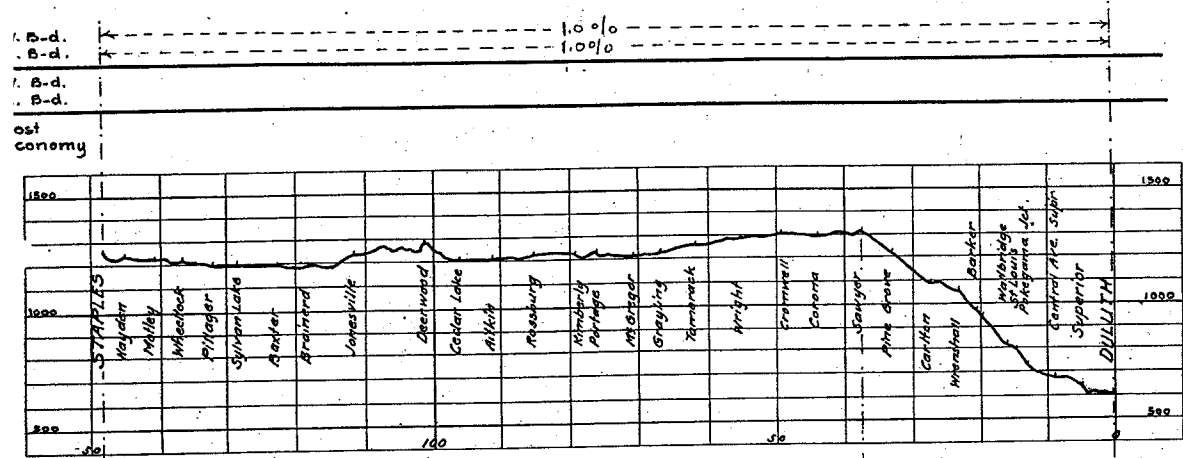
N. S. MITCHELL,
Chief Dispatcher.

Lake Superior Division.
1st and 2nd District.

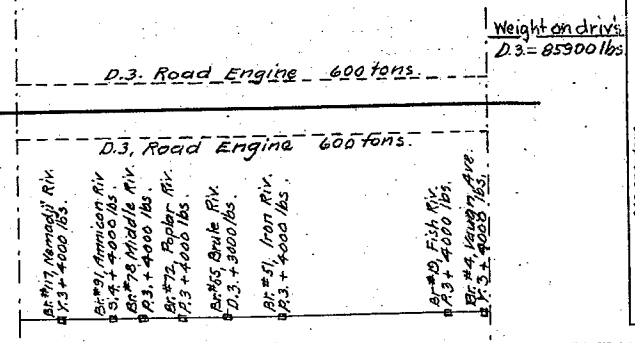
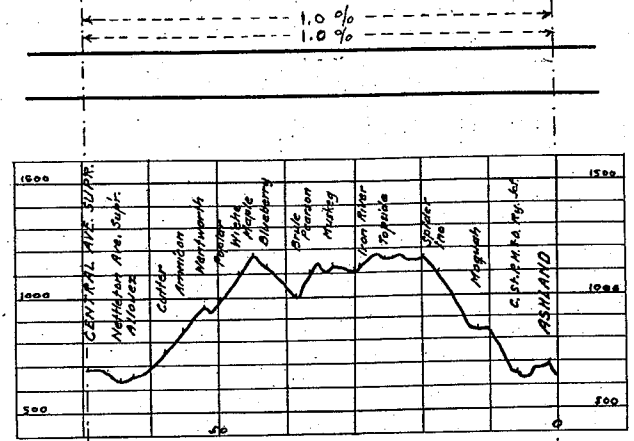
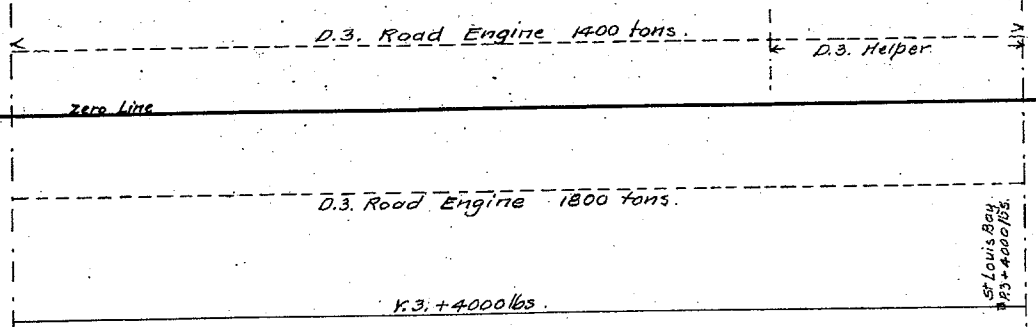
E.C. Blanchard
Superintendent.

MILEAGE:	
1st District	67.86 miles.
2nd "	146.40 "
3rd "	141.31 "
Branches	94.89 "
Total	450.46

Gross	
For Year ending June 30th, 1903.	
1st Dist.	2nd Dist.
W.B.E.R.	W.B.E.R.



Prevailing Freight Operation.



862,476 tons
681,240 tons
2,229,566 tons
3,873,282 tons

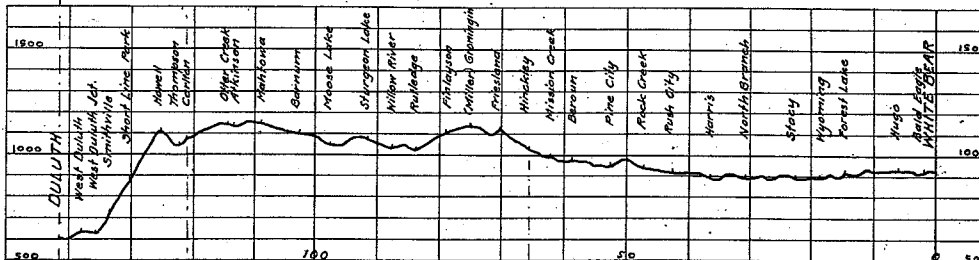
Lake Superior Division.
3rd District.

E. C. Blanchard
Superintendent.

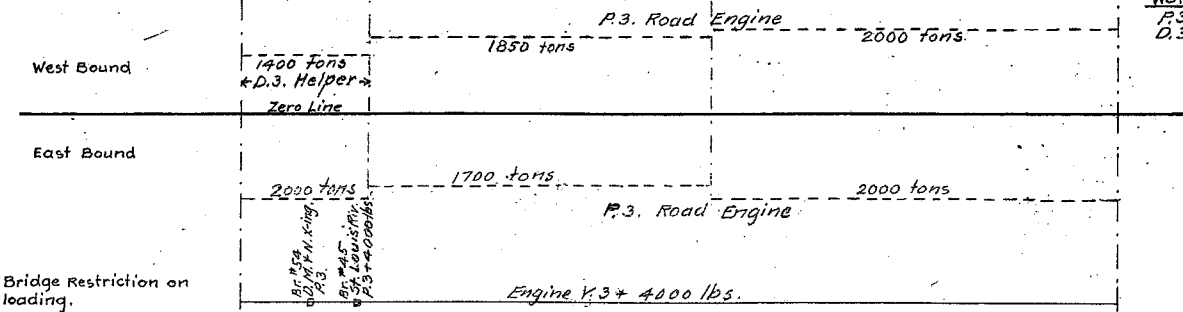
MILEAGE.	
1 st District	67.86 miles.
2 nd "	146.40 "
3 rd "	141.31 "
Branches	94.99 "
Total	450.56 "

Gross Tons.	
For Year ending Oct-30-1905	For month of Oct-30-1905
W. B. E. P.	W. B. E. P.

Grades as now operated.	W. B. d. ← 1.0% →	0.5%
E. B. d.		0.5%
Grades after Reduction made.	W. B. d.	
E. B. d.		
Cost and Economy of Grade Reduction.	Cost.	Economy.



Prevailing Freight Operation.



2,171,000 tons
5,238,624 tons
274,834 tons
440,758 tons

NORTHERN PACIFIC RY.

GENERAL TIME TABLE No. 15.

October 28th, 1900.

53	7	5	3	11	STATIONS	12	4	6	8	54
12.30 A				8.20 A	ASHLAND 76.6	7.00 P				3.15 P
4.35 A	No. 17			11.15 A	DULUTH 4.2	4.00 P			No. 19	7.25 A
5.25 P	7.30 P								7.10 A	8.05 P
5.40 P	7.45 P				W. SUPERIOR 4.1				6.55 A	7.45 P
5.55 P										7.25 P
6.10 P	7.55 P				S. SUPERIOR 109.8				6.45 A	7.05 P
6.40 P										6.35 P
1.20 A	11.55 P								3.20 A	9.50 A
2.00 A	12.05 A	No. 5 12.55 P 1.10 P	St. Paul		GRAINERS 28.4			No. 6 1.05 P 12.45 P	3.10 A	9.10 A
4.15 A	1.00 A	* 2.05 P 2.10 P			STAPLES 142.3			* 11.30 A	2.20 A	7.30 A
8.05 P	8.00 P	8.20 A		8.55 A	ST. PAUL 10.9	2.20 P		6.00 P	7.15 A	2.30 P
	8.40 P	8.55 A		9.35 A	MINNEAPOLIS 3.8	1.45 P		5.20 P	6.40 A	
10.30 P	9.00 P	9.10 A		9.50 A	N. TOWN JC. 93.5	1.25 P		5.00 P	6.20 A	
4.30 A	12.05 A	11.55 A		12.17 P	LITTLE FLS 34.1	10.45 A		2.05 P	3.18 A	6.45 A
4.45 A										
7.00 A	1.12 A	* 2.05 P		1.10 P	STAPLES 62.6	9.55 A		* 11.50 A	2.05 A	4.20 A
8.25 A	1.25 A	2.10 P		1.15 P		9.50 A		11.45 A	1.50 A	3.05 A
1.53 P	4.20 A				WINNIPEG JC. 95.7				11.00 P	9.00 P
3.30 P	4.40 A								10.35 P	2.30 P
11.35 P	7.50 A				GR'D FORKS 162.0				7.25 P	4.55 A
11.50 A	1.30 P				WINNIPEG (From 105.68 p.m.)				1.45 P	3.00 P
3.25 P	5.45 A	6.00 P		4.00 P	FARGO 92.8	7.00 A		8.00 A	9.40 P	7.00 P
4.15 P	6.10 A			4.10 P		6.50 A		Ex. Sunday	8.30 P	6.00 P
10.10 P	9.15 A			7.05 P	JAMESTOWN 106.7	3.45 A			6.30 P	11.30 A
10.30 P				7.15 P		3.40 A			Ex. Sunday	10.45 A
5.25 A				10.30 P	MANDAN 109.5	12.20 A				4.30 A
5.15 A				9.40 P		11.10 P				2.45 A
12.55 P				1.05 A	DICKINSON 106.8	7.25 P				8.05 P
1.15 P				1.15 A		7.15 P				7.35 P
8.15 P				4.30 A	BLENDIVE 123.7	3.30 P				11.55 A
9.15 P		H. & M. R.		4.40 A		3.20 P		H. & M. R.		11.00 A
4.45 A		No. 41		8.35 A	FORSYTHE 102.1	11.35 A		No. 42		3.40 A
5.35 A	Huntley	1.00 A		8.45 A		11.25 A		11.45 P	Huntley	2.40 A
12.35 P		1.25 A		12.01 P	BILLINGS 115.4	8.10 A		11.20 P		8.20 P
2.00 P				12.10 P		8.00 A	10.53 P			6.30 P
11.00 P				5.20 A	LIVINGSTON 49.3	5.00 A	7.23 P			11.15 A
12.01 A				5.30 A		4.50 A	7.13 P			10.15 A
4.05 A	No. 13	No. 21		7.30 A	LOGAN 73.8	2.40 A	5.00 P	No. 22	No. 14	5.35 A
4.15 A	7.45 A	6.05 P	7.35 A	6.00 P		2.35 A	4.55 P	2.15 A	4.45 P	5.25 A
9.55 A		8.20 P	10.05 A		HELENA 69.8 (To Garrison)		2.33 P	11.55 P		12.20 A
10.55 A			10.15 A				2.23 P			11.20 P
2.20 P	11.15 A			9.40 P	BUTTE 61.3 (To Garrison)	11.35 P			2.00 P	11.45 A
	10.05 A			9.50 P		11.25 P			2.50 P	
					ANACONDA					
3.10 P	11.45 A		12.10 P	11.35 P	GARRISON 74.0	9.25 P	12.10 P		12.25 P	6.15 P
			12.15 P	11.40 P		9.20 P	12.05 P			6.00 P
7.30 P			2.35 P	1.40 A	MISSOULA 178.0	6.50 P	9.25 A			12.20 P
8.30 P			2.45 P	1.50 A		6.40 P	9.15 A			11.20 A
7.20 A			8.45 P	7.50 A	HOPE 85.1	1.20 P	3.28 A			11.00 P
7.05 A			7.55 P	6.55 A		12.15 P	2.13 A			8.55 P
12.15 P			10.35 P	9.25 A	SPOKANE 145.7	9.45 A	11.37 P			4.00 P
1.30 P			10.45 P	9.35 A		9.35 A	11.27 P			2.45 P
9.40 P			3.10 A	1.50 P	PASCO JC. 126.3	4.42 A	6.10 P			5.00 A
10.45 P			3.20 A	1.55 P		4.37 A	6.05 P			3.00 A
8.50 A			8.10 A	5.47 P	ELLENSBURG 128.9 (To Tacoma)	1.05 A	2.13 P			7.50 P
9.50 A			8.20 A	5.54 P		12.58 A	2.05 P			6.35 P
			2.10 P	10.40 P	SEATTLE 143.2 (Fr. Bldg.)	7.35 P	7.45 A			
				11.00 P			7.25 A			
6.55 P		10.25 P	1.15 P	12.30 A	TACOMA 144.3	7.35 P	5.45 A	8.55 A		9.00 A
10.30 P	No. 11 Conn.		1.30 P	12.45 A		7.15 P	5.30 A	No. 4 Conn.		6.10 A
9.50 A			7.30 P	7.00 A	PORTLAND	1.45 P	11.30 P			8.30 P

Nos. 5 and 6 St. Paul to Fargo and 7 and 8 Fargo to Jamestown daily except Sunday, all others daily.
* Continued